



Year Two to Year Six have been working through operating their own google accounts with a simple login which takes them to their class page where they and their teacher can set assignments and send completed tasks. Here is the guide we used. You can ask your child to access their class and they can then show you around.

Our Early years nursery to Reception and Year One will be working at their level using elements of this google classroom. They will move into their own class spaces in Year Two.

We currently use our chrome books in class and have a set of 25-30 for each year group from year two. This allows a class to operate on the chrome books as a class. Google classroom is designed for every class to have their own complete set of chrome books. To achieve this we would be looking at an additional 150 chrome books and a storage-charging trolley for each set of 30, 5 trolleys. It would mean assignments could be set with links to on-line resources each day. Teaching would be enhanced in many ways.

To move towards this would mean support from other sources besides the school budget which sadly is already stretched. We could consider a bulk scheme where parents might like to purchase a chrome book which could be used in class and at home. The PTA could obviously assist and where possible our own budget. It is something to consider in the future.

At home you can download a link to the google class on a PC, a tablet or an I Pad. Some of the apps in the google classroom don't work with the I pad unfortunately. (A help sheet is attached)

For some parents in these challenging times we have been able to provide a device. We are now able to convert some of our laptops to chrome devices that parents who are struggling to provide a device can use. Simply e mail a request to Mr Neale in confidence. Please briefly explain why it's required so we can prove to council audit its genuine use.

All of this is not suddenly going to take off, it is a careful process so pupils and teachers can confidently use it and teachers can provide quality materials for the children to learn from.

Now the instructions.

Log on using the address in blue on the next page in the chrome app. That's this logo on your device



Your child should know their emoji password, if they have forgotten ask them to retrieve it from their teacher.

<https://edu.wonde.com/login/A1383256834>



Beatrix Potter Primary School

Enter your email or username



Login with Magic Badge



Login with Emoji Password

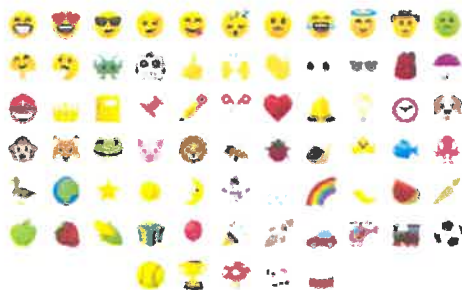


Login with Google

Do not enter your username, just click here as the Emoji Password serves as a single login. Your emoji password has been given to you by your teacher. Please keep this safe and do not share it with anyone. If you do not have your emoji password then please ask your class teacher and they will replace it for you.




Please enter your password



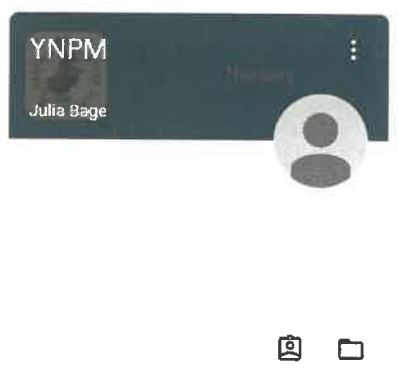
You are logging into Beatrix Potter Primary. © 2021. All rights reserved.

Please try to enter your password independently by clicking on the Emojis in the correct order.

This will take you to the Beatrix Potter School Wonde Dashboard which currently looks like this:



Click on the Classroom icon. You should now see your classroom with your specific class name.



Click on the class name you have arrived in your Google Classroom!

The front page of the Google Classroom is known as the 'stream', this is where you will see announcements and notifications from your teacher. To access any resources your teacher has uploaded, you will need to click on the 'Classwork' tab.



The 'Classwork' will be presented like this. Here you can click on the assignments to see what tasks have been set by your class teacher. Classwork tabs will be different for each Year Group as they reflect the age group and topics covered. You will also be able to upload work to share with your class teacher.

Stream **Classwork** People

View your work Google Calendar Class Drive folder

All topics

Week 1

Week 1

- Superworm Story No due date
- Looking for Worms Posted 18 Nov
- Worm Facts Posted 18 Nov
- Different Length Worms Posted 18 Nov
- Make Some Playdough Posted 18 Nov

Links to websites and other materials will be attached to the assignment

All topics

Week 1

Week 1

Superworm Story No due date

Use the link to listen to the story 'Superworm'.
What do you think was the cleverest thing that Superworm did in the story?
The other creatures had a rhyme about Superworm which they repeated through the story. Can you remember it?

Draw a picture of something that Superworm did in the story.
Write or copy the word 'Superworm'.
Can you write or copy any other words from the story onto your picture?

When you have finished your picture take a photo of it and add it to this page so that I can see it 📷

James McAvoy Superw...
<https://stcharlescatholic.com>

View assignment

Click 'View assignment' to open the assignment and view upload options

Superworm Story No due date

Posted 18 Nov Assigned

Use the link to listen to the story 'Superworm'.
What do you think was the cleverest thing that Superworm did in the story?
The other creatures had a rhyme about Superworm which they repeated through the story. Can you remember it?

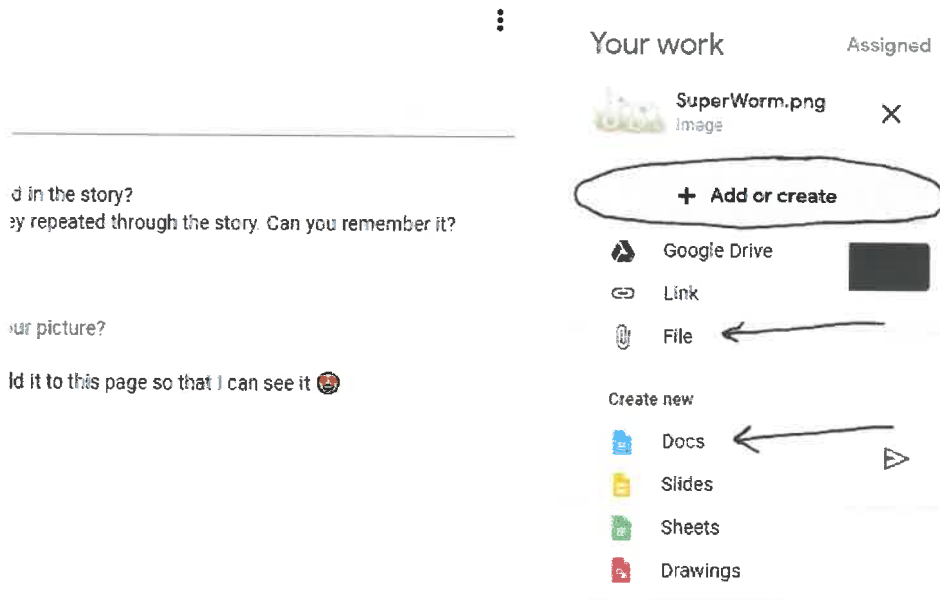
Draw a picture of something that Superworm did in the story.
Write or copy the word 'Superworm'.
Can you write or copy any other words from the story onto your picture?

When you have finished your picture take a photo of it and add it to this page so that I can see it 📷

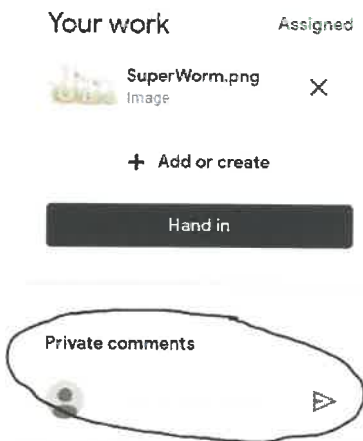
James McAvoy Superw...

View assignment

You can attach files and images to share with your teacher using the 'Add or create' button. You can also create a new document to share with your teacher.



You can add a private message to your work that only your teacher can see.



You can also add a 'Class comment' that everyone in your class can see. Only use this when you are asking questions or making comments that you are comfortable with the rest of the class seeing.

When you have finished your picture take a photo of it and add it to this page so that I can see it 📷



Your work

Assigned

Once you have uploaded your work, you must click on Hand In' to submit the work to your teacher.



SuperWorm.png
image



+ Add or create



For Parents:

If you have any questions about Google Classroom please contact your Class Teacher using the normal communication methods (class gmail emails, telephone, etc). Please not use Google Classroom to do this.

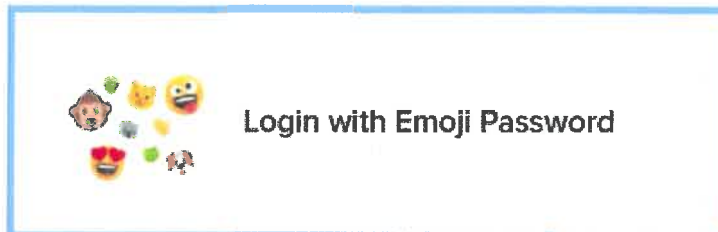


Logging in to Google WONDE (PC)

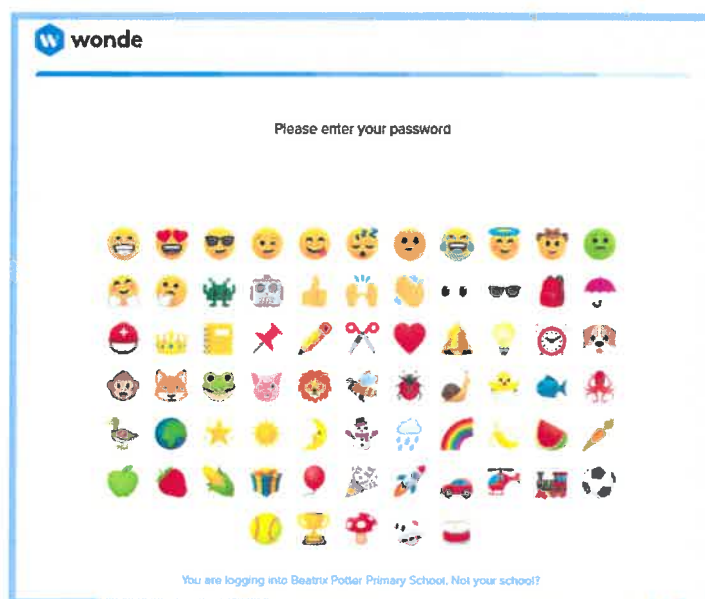


For best performance when using this system please download the free Google Web Browser 'Google Chrome' (<https://www.google.com/chrome/>)


Browse to our school landing page <https://edu.wonde.com/login/A1383256834> (You may want to add this as a bookmark or shortcut for easier access in future) and click Login with emoji password



Enter your child's emoji password provided by the school (if you do not have an emoji password please ask your class teacher who will be able to provide one for you).



You should now see the Beatrix Potter Wonde Dashboard...



This will give you access to pupil specific school services and resources without requiring any additional account details or passwords.



Logging in to Google Classroom (Tablet)



Download the Google Classroom App from the App Store:

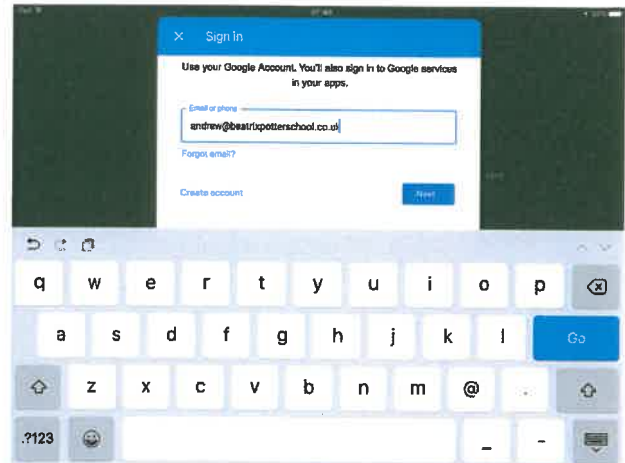
Google Play: <https://play.google.com/store/apps/details?id=com.google.android.apps.classroom>

Apple App Store: <https://apps.apple.com/gb/app/google-classroom/id924620788>

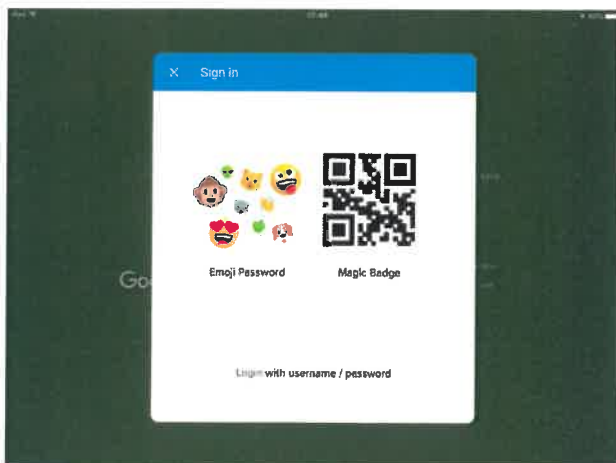
Open Google Classroom App



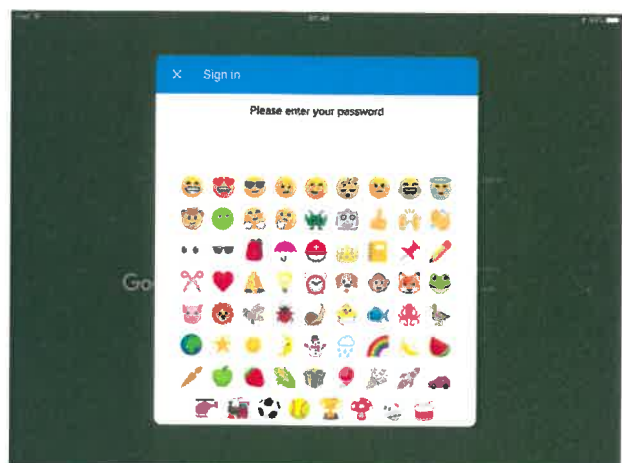
Click 'Get Started'



Type in your child's Beatrix Potter Google Account details...



Click on 'Emoji Password'



Select your child's emojis



You should now see you child's Google Classroom